




Kentucky High School Athletic Association

2280 Executive Drive ° Lexington, KY 40505 ° www.khsaa.org ° (859)299-5472 (859)293-5999 (fax)

MEMORANDUM

To: Superintendent, Principal, and Athletic Director
Beth Haven High School

From: Brigid L. DeVries, Commissioner
Larry Boucher, Assistant Commissioner 


Date: May 6, 2004

Subject: 2003-2004 Title IX Annual Report Forms Submission

Enclosed please find a copy of Form T-65, The 2003-2004 Title IX Annual Report Forms Checklist. In addition, you may find an attachment with corrected copies of the forms submitted by your school personnel. Please review this information so the forms can be completed accurately in the future.

Also, KHSAA Audit Staff may have requested a re-submission of some of the 2003-2004 Annual Report Forms or need additional information on your athletic programs. Please submit this information by the date requested if this is applicable. Copies and all KHSAA Title IX documents must be kept current and included in your permanent Title IX File at the school. All documents are subject to Open Records Requests.

Should you need any further information, please do not hesitate to call anytime.



MEMORANDUM

TO: KHSAA Member School Superintendents, Principals, and Athletic Directors
FROM: Brigid L. DeVries, Commissioner
Larry Boucher, Executive Assistant Commissioner

DATE: May 6, 2004

RE: 2004 Title IX Forms Submission

School	Beth Haven High School	Reviewed by	Phyllis Catlett
---------------	------------------------	--------------------	-----------------

The following is a status report regarding the required 2003 - 2004 Title IX submission of forms due in to the KHSAA office by April 15, 2004. Appropriate audit personnel have reviewed these forms and the following is a summary of this review.

I. Checklist of Forms properly submitted in a satisfactory manner:

✓	GE 19 (Annual Verification)	✓	T-36 (Budget Expenses)
	T-1 (Summary Program Chart 1)	✓	T-41 (Checklist – Overall Interscholastic Program)
✓	T-2 (Summary Program Chart 2)	✓	T-60 (Corrective Action Plan)
✓	T-3 (Summary Program Chart 3)	✓	T-63 (Interscholastic Survey Results)
✓	T-4 (Summary Program Chart 4)	✓	T-68 (Five Year Summary)
✓	T-35 (Budget Expenses)		

II. Status

A.		2003 – 2004 Forms are satisfactory and no further information or action is necessary at this time.
B.	✓	Errors have been noted with respect to the following forms: <ul style="list-style-type: none"> ▪ Form T-1 A corrected copy of this form has been returned to you for placement in your permanent Title IX file to ensure proper submission in the future.
C.		The following forms were omitted and must be submitted by school representatives:
D.	✓	Other Recommendation and Comments: <ul style="list-style-type: none"> ▪ It is recommended that students be placed on the Gender Equity Review Committee, and that they be active members of the Committee. ▪ Have a great summer!

**ACCOMMODATION OF INTERESTS AND ABILITIES
SUMMARY PROGRAM CHART 1**

See 12 ↓

Participation Opportunities Test One

		(Column 1)	(Column 2)	(Column 3)	(Column 4)
	Program	Enrollment	Percentage of Total Enrollment	Number of Interscholastic Participants (double and triple count)	Percentage of Total Participation
Row 1	GIRLS	39	46%	52 50	43 46%
Row 2	BOYS	45	54%	68 64	57 52%
Row 3	Totals	84	100%	120 112	100%

Instructions:

*Number of 8th grade students & below used in Column 3 and Column 4 calculations if applicable: 12

- Determine the total number of girls enrolled, (place in Row 1, Column 1). Determine the total number of boys enrolled, (place in Row 2, Column 1).
- Add the total number of girls and boys enrolled to determine total enrollment, (place in Row 3, Column 1).
- Calculate the percentage of total enrollment that is female. (Divide Row 1, Column 1 by row 3, Column 1 and place in Row 1, Column 2.) Calculate the percentage of total enrollment that is male. (Divide Row 2, Column 1 by Row 3, Column 1 and place in Row 2, Column 2.) Note: Row 1, Column 2 plus Row 2, Column 2 should total 100%.
- Ask the head coaches to review the most updated eligibility or squad lists for their teams. Ask coaches to confirm the names of those individuals who are on the team as of the first **date of competition**, and cross out the names of those who were cut from the team or quit the team prior to the first competitive event. Determine the total number of interscholastic athletics participants that are girls, (and place in Row 1, Column 3). In order to determine the total number of athletics participants, an individual should be counted each time he or she participates on a team. For example, if Jane Doe competes on the varsity volleyball team, the junior varsity volleyball team, the junior varsity basketball team, and the varsity softball team, she should be counted as four participants (**do not include club or intramural sports participants, cheerleaders, dance teams, or pom squads**). Calculate the same way for boys and girls. * In addition, should 8th grade students and below play on a Freshman, Junior Varsity, or Varsity team, they should also be counted for each team and sport on which they participate. If applicable, please asterisk the above notation as to how many 8th grade students & below are included in the totals. Using the same procedure, determine the total number of interscholastic athletic participants that are boys, (and place in Row 2, Column 3). Add Row 1, Column 3 plus Row 2, Column 3 to get total participants and place in Row 3, Column 3.
- Calculate the percentage of female participation. (Row 1, Column 3 divided by Row 3, Column 3 and place in Row 1, Column 4.) Calculate the percentage of male participation. (Row 2, Column 3 divided by Row 3, Column 3 and place in Row 2, Column 4.) Note: Row 1, Column 4 plus Row 2, Column 4 should total 100%.

Note: While being within three percent is not a formal compliance standard; if the percent listed in Row 1, Column 4 is within 3% of Row 1, Column 2, then it provides a good target within which compliance is likely.

Principal's Signature: *Rosa [Signature]*

Date: 4/7/04

To Attention of W. U Engle

KHSAA
Form 0219
Rev 8/01

old
4/29/04
[Signature]



2003-2004 KENTUCKY HIGH SCHOOL ATHLETIC ASSOCIATION
ANNUAL VERIFICATION OF TITLE IX PROCEDURES
(To be submitted by April 15, 2004 along with other required forms)

The Beth Haven Baptist High School, Crossville, Kentucky
(Name of High School) (City)

certifies to the Kentucky High School Athletic Association that the following is an accurate and true representation of the facts surrounding compliance with 20 U.S.C. Sections 1681-1688, et. Seq. (also known as Title IX)

I certify the following provisions in accordance with records at the school contained in the permanent Title IX file, and to the best of my knowledge have completed the following tasks. (All boxes must be checked)

Established a gender equity committee at the high school. (list committee personnel and provide attachment if necessary)

Name	Address	Phone	Title
JOE BAILEY	5515 JOHNSONTOWN RD	502-937-3515	A.D.
ROB HAMMOND	"	"	PRINCIPAL
GLENN COLLET	"	"	BOARDS MEMBER
FRANK CIRESI	"	"	PRESIDENT
DENISE LAMKIN	"	"	COACH MEMBER

Scheduled a minimum of three meetings during the 2003-2004 school year on the following dates:

OCT 14, 2003
JAN 15, 2004
APRIL 7, 2004

Designated the following person(s) as the Title IX coordinator for the school:

Rob HAMMOND PRINCIPAL 5515 JOHNSONTOWN RD 937-3515
Name Title Address Phone

School personnel are continuing to make periodic reviews of the boys and girls athletics program reflected in the Corrective Action Plan.

In addition to the above information, the above referenced school maintains a complete permanent file relative to Title IX records including copies of the self-assessment audit, all corrective action plans, and other related materials.

[Signature of Rob Hammond]

Principal's Signature
Rob Hammond

April 7 2004
Date

[Signature of Charles Fromari]

School Board Chairpersons' Signature Charles Fromari

Superintendent Signature

Rev. FRANK CIRESI (Send original copy to KHSAA - Maintain duplicate in Title IX school folder)



**2003-2004 KENTUCKY HIGH SCHOOL ATHLETIC ASSOCIATION
ANNUAL VERIFICATION OF TITLE IX PROCEDURES**
(To be submitted by April 15, 2004 along with other required forms)

The Beth Haven Christian High School, Covington, Kentucky
(Name of High School) (City)

certifies to the Kentucky High School Athletic Association that the following is an accurate and true representation of the facts surrounding compliance with 20 U.S.C. Sections 1681-1688, et. Seq. (also known as Title IX)

I certify the following provisions in accordance with records at the school contained in the permanent Title IX file, and to the best of my knowledge have completed the following tasks. (All boxes must be checked)

- Established a gender equity committee at the high school. (list committee personnel and provide attachment if necessary)

Name	Address	Phone	Title
JOE BAILEY	5515 JOHNSONTOWN RD.	502-937-3516	A.D.
ROB HAMMOND	"	"	PRINCIPAL
GLENN COLLIER	"	"	BOARD MEMBER
FRANK CICESI	"	"	PRESIDENT
DENISE LAMKIN	"	"	COMM. MEMBER

- Scheduled a minimum of three meetings during the 2003-2004 school year on the following dates:

OCT 14, 2003

JAN 15, 2004

APRIL 7, 2004

- Designated the following person(s) as the Title IX coordinator for the school:

<u>ROB HAMMOND</u>	<u>PRINCIPAL</u>	<u>5515 JOHNSONTOWN RD.</u>	<u>937-3516</u>
Name	Title	Address	Phone

- School personnel are continuing to make periodic reviews of the boys and girls athletics program reflected in the Corrective Action Plan.

In addition to the above information, the above referenced school maintains a complete permanent file relative to Title IX records including copies of the self-assessment audit, all corrective action plans, and other related materials.

[Signature]
Principal's Signature

April 7 2004
Date

Superintendent Signature

School Board Chairpersons' Signature

(Send original copy to KHSAA - Maintain duplicate in Title IX school folder)

2003-2004
ACCOMMODATION OF INTERESTS AND ABILITIES
SUMMARY PROGRAM CHART 2

KHSAA
 Form T2
 Rev. 8/03

Participation Opportunities Test Two

		Column 1	Column 2	Column 3	Column 4	Column 5	
Program		Number of Teams Currently Offered	Number of Participants	Number of Teams Added in Last Five Years	Number of Participants Added in Last Five Years	Percent of Total Participation By Sex Added in Last 5 Years	
GIRLS	Row 1	varsity:	3	31	0	5	
	Row 2	j.v.:	3	27	1	4	
	Row 3	frosh:	0	0	0		
	Row 4	total:	6	58	1	9	16%
BOYS	Row 5	varsity:	3	40	1	4	
	Row 6	j.v.:	3	24	0	5	
	Row 7	frosh:	0	0	0		
	Row 8	total:	6	64	1	9	14%

- 1) For Column 1, list the number of interscholastic teams offered for girls and boys at each competitive level (varsity, junior varsity, and freshman). For girls, total each of the entries in Rows 1, 2, and 3 into Row 4. For boys, total Rows 5, 6, and 7 into Row 8.
- 2) For Column 2, list the number of participants at each level. For girls, total each of the entries in Rows 1, 2, and 3 into Row 4. For boys, total Rows 5, 6, and 7 into Row 8. **Note:** The totals in Row 4 for girls and in Row 8 for boys must be the same as the totals in Form T-1, Column 3, Rows 1 and 2 respectively.
- 3) For Column 3, list the number of interscholastic teams that have been added in the last five years at each competitive level. Count each team added during the 5 year period only one time. e.g. Girl's junior varsity soccer was added 3 years ago, count the team only once, not 3 times. For girls, total the entries in Rows 1, 2, and 3 into Row 4. For boys, total Rows 5, 6, and 7 into Row 8.
- 4) For Column 4, list the number of participants that are currently on each level of the teams that were added in the last five years. If a team was added previously but no longer exists, there are no current participants to be added for that team. For girls, total the entries in Rows 1, 2, and 3 into Row 4. For boys, total Rows 5, 6, and 7 into Row 8.
- 5) For Column 5, calculate the percentage of participants that have been added in the last five years. For girls, take the number in Column 4, Row 4 and divide by the number in Column 2, Row 4. For boys, take the number in Column 4, Row 8 and divide it by the number in Column 2, Row 8.

Note: If the percentage of current participants added in the last five years is 25% or greater, compliance with test two may be possible. If less than 25%, then compliance with test three should be analyzed. **CAUTION:** 25% is not a formal compliance standard.

Principal's Signature: _____


Date: _____

2003-2004
ACCOMMODATION OF INTERESTS AND ABILITIES
SUMMARY PROGRAM CHART 3

Participation Opportunities Test Three

FOR ANY QUESTION ANSWERED "YES" IDENTIFY THE RESPECTIVE SPORT(S).

	GIRLS (Yes / No)		BOYS (Yes / No)
1. For a sport not currently played at the interscholastic level (varsity, junior varsity, or freshman) in your school, is there an intramural team offered for that sport?	No		No
2. For a sport <u>not</u> currently offered in your interscholastic athletics program, is there sufficient interest to form a viable interscholastic team based on participation on an intramural team or community recreation teams?	No		No
3. For a sport <u>not</u> currently offered, is there sufficient interest to form a viable interscholastic team based on student responses from the interscholastic survey?	No		No
4. For a sport currently offered at the varsity level only, is there sufficient interest to form a viable team for a junior varsity, or freshman team that is not currently offered?	No		No
5. For a sport currently offered at the junior varsity or freshman level is there sufficient interest to form a varsity team not currently offered?	No		No
6. If you answered YES to question (1), (2), (3), (4), or (5), are there enough high schools in your geographic area offering the sport (at the appropriate level) to allow for the development of a reasonable schedule of competition?			

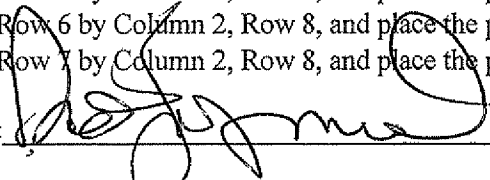
Principal's Signature:  Date: 4/7/04

2003-2004
ACCOMMODATION OF INTERESTS AND ABILITIES
SUMMARY PROGRAM CHART 4

Levels of Competition Test One

		Column 1	Column 2	Column 3
Girls	Team Levels	Number of Teams Currently Offered	Number of Participants	Percentage of Participants at Each Level
Row 1	varsity:	3	31	53%
Row 2	j.v.:	3	27	47%
Row 3	frosh:	0	0	0
Row 4	total:		58	100%
Boys				
Row 5	varsity:	3	40	62.5%
Row 6	j.v.:	2	24	38%
Row 7	frosh:	0	0	0
Row 8	total:		64	100%

- Column 1, list the number of interscholastic teams offered for girls and boys at each competitive level; varsity, junior varsity, and freshman. (Refer to Form T-2, Accommodation of Interests and Abilities, Summary Program Chart 2, Column 1.)
- For Column 2, list the number of participants at each level. For girls, total the entries in Rows 1, 2, and 3 into Row 4. For boys, total the entries in Rows 5, 6, and 7 into Row 8. (Refer to Form T-2, Accommodation of Interests and Abilities, Summary Program Chart 2, Column 2.)
- For Column 3, calculate the percentage of female and male participants at each level.
For girls' varsity, junior varsity, and frosh, respectively:
 - Divide Column 2, Row 1 by Column 2, Row 4, and place the percentage in Column 3, Row 1.
 - Divide Column 2, Row 2 by Column 2, Row 4, and place the percentage in Column 3, Row 2.
 - Divide Column 2, Row 3 by Column 2, Row 4, and place the percentage in Column 3, Row 3.
 For boys' varsity, junior varsity, and frosh, respectively:
 - Divide Column 2, Row 5 by Column 2, Row 8, and place the percentage in Column 3, Row 5.
 - Divide Column 2, Row 6 by Column 2, Row 8, and place the percentage in Column 3, Row 6.
 - Divide Column 2, Row 7 by Column 2, Row 8, and place the percentage in Column 3, Row 7.

Principal's Signature:  Date: 4/7/04

**BUDGETED AND ACTUAL EXPENDITURES - PROGRAM COMPARISON CHART
TO INCLUDE BOOSTER CLUB FUNDING**

2003-2004

	equipment and supplies		travel		awards		coaches' salaries (to include supplemental and extended employment)		facilities improvements		publications (if sport-specific)	
	B	E	B	E	B	E	B	E	B	E	B	E
G basketball ✓	333.	2685.63	500.	265.15	550.	506.48	0	0	0	278.82	0	0
B basketball ✓	333.	1591.51	500.	265.15	550.	101.48	0	0	0	0	2500.	2030.95
G softball ✓	333.	223.20	500.	110.00	550.	275.00	0	0	0	0	0	0
B baseball ✓	333.	392.95	500.	40.00	550.	275.00	0	0	0	0	0	0
G cross country												
B cross country												
G golf												
B golf												
G soccer												
B soccer												
G swimming												
B swimming												

- Budget and expenditures on this 2003-2004 year report due by April 15, 2004, should reflect the total monies budgeted and spent for the entire year of 2002-2003 ending June 30, 2003.
- "B" is for budgeted dollar amounts and "E" is for actual dollar expenditures.
- Booster Club Funding/Contributions must be included in the expenditures total.
- Indicate percentage of total expenditures for each gender. Total Expenditures: \$ 15948.38 % for boys 48 % for girls 52

Principal's Signature: _____

[Handwritten Signature]

Date: _____

4/7/04

2003-2004
BUDGETED AND ACTUAL EXPENDITURES - PROGRAM COMPARISON CHART 2
TO INCLUDE BOOSTER CLUB FUNDING

Teams	equipment and supplies		travel		awards		coaches' salaries (to include supplemental and extended employment)		facilities improvements		publications (if sport-specific)		
	B	E	B	E	B	E	B	E	B	E	B	E	
G track													
B track													
G tennis													
B tennis													
G volleyball	✓	333	2380.40	500.	1235.	550.	389.25	0	0	5	0	0	0
B wrestling													
G (list sport)													
B (football)	✓	333.	2442.31	500.	337.16	550.	123.30	0	0	0	0	0	0
G (list sport)													
B (list sport)													

- Budget and expenditures on this 2003-2004 year report due by April 15, 2004, should reflect the total monies budgeted and spent for the entire year of 2002-2003 ending June 30, 2003.
- "B" is for budgeted dollar amounts and "E" is for actual dollar expenditures.
- Booster Club Funding/Contributions must be included in the expenditures total.
- Indicate percentage of total expenditures for each gender: Total Expenditures \$ _____ % for boys _____ % for girls _____

Principal's Signature: _____


Date: _____

2003-2004 KHSAA TITLE IX ATHLETICS AUDIT

KHSAA
Form T41
Rev. 8/03

Checklist - Overall Interscholastic Athletics Program

Areas of Compliance	ADVANTAGE TO (Respond based on Internal Evaluation by checking the appropriate column.)		
	GIRLS' PROGRAM	BOYS' PROGRAM	NEITHER PROGRAM
OPPORTUNITIES			
Accommodation of Interest and Abilities			✓
BENEFITS			
Equipment and Supplies	✓		
Scheduling of Games and Practice Time	✓		
Travel and Per Diem Allowances			✓
Coaching			✓
Locker Rooms, Practice and Competitive Facilities			✓
Medical and Training Facilities and Services			✓
Publicity		✓	
Support Services			✓
Athletic Scholarships			✓
Tutoring			✓
Housing and Dining Facilities and Services	✓		
Recruitment of Student Athletes			✓

Principal's Signature:  Date: 4/7/04

2003-2004

TITLE IX

CORRECTIVE ACTION PLAN

SCHOOL NAME


Beth Haven Christian

To complete this form, indicate the intended area which needs corrective action, the suggested change and time table for implementation. You may copy this form as needed. Please attach corrective action plans along with audit forms and submit by April 15, 2004.

ITEM FOR CORRECTION	SUGGESTED CHANGE	TIME TABLE FOR CORRECTIVE ACTION
<u>Selection of Cheerleaders</u>	<u>Consent for Boys/Girls</u>	<u>We only have 1 Squad Boys They are Cheering at Boys and Girls Game Every 1</u>
<u>Title 9 folder disorganized</u>	<u>open Tournaments - MAY -</u>	<u>Re-organized - Added minutes 03-04 school year</u>

▪ For all areas currently identified as items for correction, an intended corrective action explanation is needed. THIS FORM SHALL BE TYPED.

Principal's Signature:



Date:

4/7/04


2003-2004
TITLE IX
CORRECTIVE ACTION PLAN

SCHOOL NAME
BETH HAVEN CHRISTIAN

To complete this form, indicate the intended area which needs corrective action, the suggested change and time table for implementation. You may copy this form as needed. Please attach corrective action plans along with audit forms and submit by April 15, 2004.

ITEM FOR CORRECTION	SUGGESTED CHANGE	TIME TABLE FOR CORRECTIVE ACTION
Cheerleaders included in Count	Don't Count them in Totals	Chaplaincy Not included in 4/15/04 Changed in 03-04 School year
Calculations T-2	Correct Calculations	Corrected Calculations 4/15/04
T-3 opportunities	Correct	New Survey 4/7/04
Student Body not Surveyed	Correct method	73 out of 94 in 2004 = 83%
Accommodation of Interest	Correct How Make Adjustments	Corrected with —
Scheduling of Offney Practices	Develop a written Plan	Scheduled Prime Time Home Games for 04-05 as of 4/7/04
		67 for girls 33% for boys
		Girls Athlete have had 1st Choice

* For all areas currently identified as items for correction, an intended corrective action explanation is needed.
THIS FORM SHALL BE TYPED.

Principal's Signature:  Date: 4/7/04

2003-2004 INTERSCHOLASTIC ATHLETICS SURVEY
Summary of Student Responses

School Name	BETH HAVEN CHRISTIAN
School Enrollment	84
Date	4-7-04
Completed By	ROB HAMMOND

Instructions:

1. Summarize the Student Athletics Interest Surveys Form T-61 by listing the total number of responses on the line next to each sport.
2. Under the Other Category please provide a listing of the sports as well as the number of students who are interested in participating.
3. Please sign and date the Summary Form (T-63) and mail the Summary Form only to the KHSAA by April 15, 2004. Do not mail the student surveys (Form T-61). However, these Forms should be maintained in your files in the event they are requested subsequently.

80 Number of Surveys
73 Total Returned (*A minimum of 80% return is expected*)
8-11 Grades Surveyed

How Was The Survey Administered? AFTER CHAPEL SERVICE
 (e.g. was it given in all English classes, or all home rooms, or advisee/advisor?)

Fall Sports (List Total Number of Participation Responses)

0 Cross Country (Girls)
 _____ Cross Country (Boys)
 _____ Field Hockey (Girls)
15 Football (Boys)
 _____ Golf (Girls)
 _____ Golf (Boys)
 _____ Soccer (Girls)
 _____ Soccer (Boys)
12 Volleyball (Girls)
 _____ Volleyball (Boys)

Winter Sport (List Total Number of Participation Responses)

12 Basketball (Girls)
14 Basketball (Boys)
 _____ Gymnastics (Girls)
 _____ Indoor Track (Girls)
 _____ Indoor Track (Boys)
 _____ Swimming & Diving (Girls)
 _____ Swimming & Diving (Boys)

_____ Wrestling (Boys)

Spring Sport (List Total Number of Participation Responses)

- 21 Baseball (Boys)
- 12 Fast Pitch Softball (Girls)
- _____ Slow Pitch Softball (Girls)
- _____ Tennis (Girls)
- _____ Tennis (Boys)
- _____ Track (Girls)
- _____ Track (Boys)

Other Sports (From Student Survey T-61 Question 10)

Name of Sport	Number of Students Interested In Participating
WRESTLING	2
GOLF	1
_____	_____
_____	_____
_____	_____
_____	_____
_____	_____

Number of Students who participate in Intramural Sports.
(From Student Survey T-61 Question 5)

Sport	Number
WRESTLING	2
GOLF	1
_____	_____
_____	_____
_____	_____
_____	_____

List Intramural Sports students are interested in adding:
(From Student Survey T-61 Question 6)

Sport	Number
BOWLING	5
BOWLING	9
_____	_____
_____	_____
_____	_____


Participation in Non-School Sports Activities
 (From Student Survey T-61 Question 7)

<u>Sport</u>	<u>Number</u>
_____	_____
_____	_____
_____	_____
_____	_____
_____	_____
_____	_____


Reasons for not participating in interscholastic athletics.
 (From Survey Question 8)

Response	Number
_____ I prefer other activities such as band, chorus, etc.	
_____ I don't have time	
_____ The practice schedules and game times are inconvenient	
_____ The sport I like isn't offered	
_____ It's too expensive	
<input checked="" type="checkbox"/> I prefer to participate in club or intramural sports	
<input checked="" type="checkbox"/> Working	
_____ Other	

Student Suggestions to encourage participation



Principal's Signature



Date

Will Engle - 5/10/04

OK 5/10/04

9 Home 50% OK

ASSIGNMENT SECRETARY SPORT SCHEDULE FORM

School Beth Haven Christian

Date as of April 28-04

Sport Basketball

Home Game Facility 5515 Johnsonstown Rd

Varsity JV _____ Freshman _____

Boys Girls _____

Game Date	Day of Week	Opponent	Home/Away	2or3 Officials	Game Site	Game Time
Nov 29	MON	Browie	Home	M		6
Dec 3	Fri	Holy Cross	Home	F ✓		6
Dec 7	Tues	Fairdale	Away			7:30
Dec 11	SAT	Restoration Christian	Home	S ✓		4:30
Dec 14	Tues	Doss	Away			7:30
Dec 17	Fri	Evangel	Away			6
Dec 18	SAT	Red Bird	Home	S ✓		2
Dec 21-22-23		County Music Holiday Classic	Paintsville			TBA
Dec 27-28	M/T	21st Annual Holiday Classic	Home	M		TBA
Jan 7	Fri	KCD	Away			7:30
Jan 10	MON	Shawnee	Home	M		7:30
Jan 15	SAT	Heritage	Away			1:30
Jan 18	Tues	Portland Christian	Away			7:30
Jan 21	Fri	Whitefield	Home	F ✓		6
Jan 22	Sat	Williamsburg	Away			3
Jan 27-29	R-S	All "A" Regional	Evangel			TBA
Feb 2-5	W-S	All "A" State	Richmond			TBA
Feb 8	Tues	Collogiate	Home	T		7:30
Feb 10-12	R-F-S	KCAE	Evangel			TBA
Feb 18	Fri	Valley	Home	F ✓		6
Feb 19	Sat	RED BIRD	Away			3
Feb 25	Fri	North Bullitt	Away			7:30

Athletic Director: _____

Joe Bailey

Office Phone: 9373516

FAX: 9373364

Home Phone: 773-2301